

ACTIVITY BOOKLET

# VIDEO

*an art a history*

# 1965-2010

A selection from the Centre Pompidou and  
Singapore Art Museum Collections

Recommended for ages 5 and above

10 June to 18 September 2011, Singapore Art Museum & SAM at 8Q



## Welcome to the Singapore Art Museum.

There are many different and exciting video artworks created by artists from different parts of the world for you to explore here.

Use this book and to help you find your way around the galleries, and to know the artists and their works better:

**Look** for the artworks in the galleries.

**See** what is being shown or projected on the screens.

**Think** about how the artist created the artwork, and what he or she might want to tell you through the work.

But before you start, do remember:

1. The artworks and equipment used are fragile so try not to touch them or stand too close to them.
2. Walk around the galleries slowly when you admire the artworks as you may hurt yourself if you run around.
3. If you have a big bag with you, get your parents or teachers to leave it in the lockers at the reception area.
4. If you have food and drinks, do only consume them in the plaza area as they are not allowed in the galleries and will invite pests to hurt the artworks.
5. The artworks for this exhibition are located at two different buildings – SAM and SAM at 8Q. Refer to the map on the following pages to make sure you know where you are going.

Ask your parents or teacher for help if you need someone to explain to you the things you do not understand.

Have fun exploring!

## Introduction

We know that paintings and sculptures are traditional forms of art.

### What about video art?

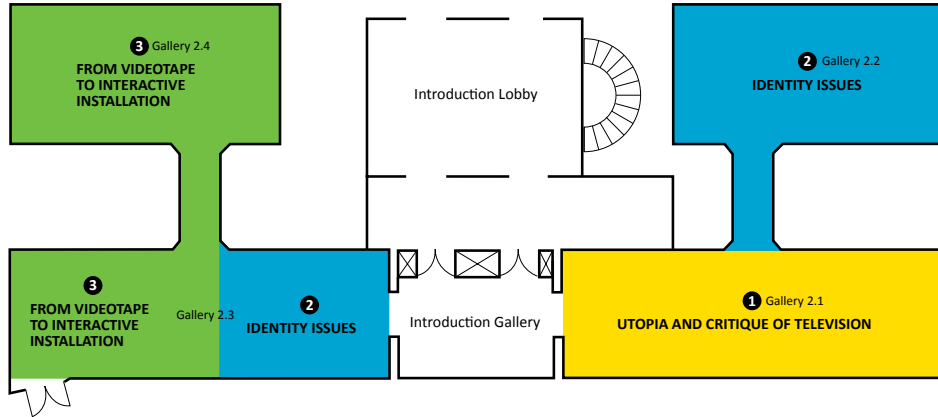
What happens when art meets new media technology like video, audio and digital data that can record, store and play back moving images with or without sound?

In this exhibition, *Video. An Art. A History (1965 – 2010): A Selection from the Centre Pompidou and Singapore Art Museum*, a total of 50 works from the two collections will be shown. We will be seeing artists from all over the world create interesting artworks using video technology. Through the use of video cameras, video tapes, digital video, sound tracks as well as video projectors and screens, the artists express their thoughts and ideas about issues like identity, memory, as well as themes like urbanisation, war and so on in their respective video artworks.

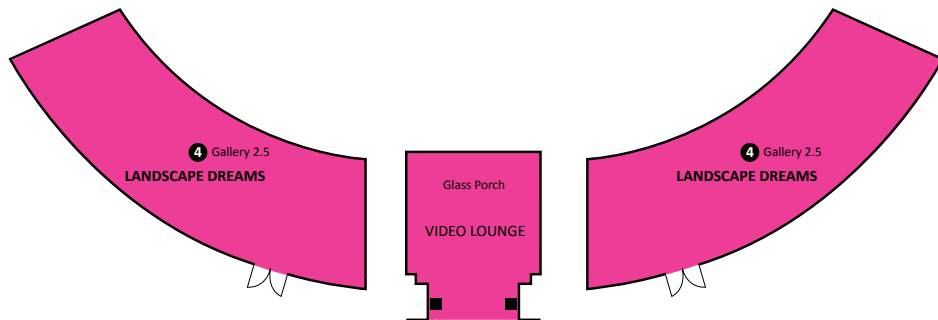
It's best to enter the wonderful world of video art with an open mind and see what fascinating works there are in store for you!

# Exhibition Map

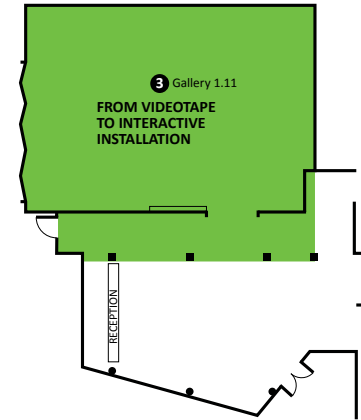
## SAM Level 2 Galleries




## SAM Level 2 Galleries



## 8Q Level 1 Gallery



## 8Q Level 3 Galleries



## SAM Gallery 2.3

### 3 From Videotape To Interactive Installation

**Dan Graham**

*Present Continuous Past(s)*, 1974

- 1 Face the mirror.  
Who do you see in the mirror?
- 2 Do a funny action facing the mirror. What do you see now?
- 3 Do the same action facing the camera. What do you see on the monitor screen?
- 4 How long do you have to wait to see your funny action?



**Dan Graham**, *Present Continuous Past(s)*, 1974  
© Coll. Centre Pompidou. Photo Philippe Migeat.

The artist, Dan Graham, has made use of mirrors and a video camera to make you the centre of his artwork. Whatever actions you see right now in the mirror are being recorded by the camera and replayed on the monitor screen for you to see later, so you can see what you are doing at the present moment as well as what you have done earlier in the past. By exploring the idea of space and time, Dan Graham wants us to look at other ways of seeing and learning about ourselves.

Are you having fun?

## SAM Gallery 2.4

### 3 From Videotape To Interactive Installation


**Peter Campus**  
*Interface, 1972*

5 Look at the glass screen in front of you. How many images of yourself do you see?

6 How many images of you are in colour?

7 How many images of you are in black and white?

8 Draw an image of your friend in colour (positive) or in black and white (negative) in the space below!



**Peter Campus**, *Interface*, 1972  
© Coll. Centre Pompidou. Photo Philippe Migeat.

Peter Campus, the artist, has made use of a glass screen and a projector to create the images you see here.

The **colour** images that you see are **reflections** on the glass screen, and the **black and white images** are **projections** behind the glass screen.

Isn't this an interesting way to see yourself?

#### **Glossary**

**Reflection** – the image that is given back by a reflective surface, like a mirror, water or glass

**Projection** – the showing of an image or many images on a screen

## SAM Gallery 2.5

### 4 Landscape Dreams

**Jun Nguyen-Hatsushiba**

*Breathing is Free 12,756.3, 2008–2009*

- 9 What action is the man in the video doing? Circle the correct one!

Running  
Walking  
Swimming  
Flying  
Jumping

- 12 Can you name 5 other animals that can run a long distance?

- 10 Write down 3 things you see the man run past.  
*Eg. Bicycle.*

- 11 The man in this video is running a very, very, very long distance. Have you tried running for a long period of time? How did you feel?

- 13 What is your favourite action? Write it down in big letters below!

#### **Did you know?**

The distance of 12,756.3km that the artist is attempting to run is actually the diameter of the earth! By attempting to run this distance across 6 countries, the artist wants to highlight the lives of refugees and the struggles that they face, as they run away from their homelands in search for a better tomorrow.



**Jun Nguyen-Hatsushiba, *Breathing is Free: 12,756.3*, 2008-2009**  
© Singapore Art Museum Collection

The artist, Jun Nyuyen-Hatsushiba, runs for a very long time in the video to show the **struggles** and **hardships** Vietnamese **refugees** have to go through when they are **escaping** from their homes in search of a better life elsewhere during the Vietnam War (1955 – 1975).

To Jun Nyuyen-Hatsushiba, humans run not only to escape, but also to survive and to fight, and that is a very powerful force that humans have inside of them. By running, he wants to pay tribute to the many refugees who have had to escape and leave their homes because of war.

#### **Glossary**

**Struggles** – difficulties that people face in life

**Hardships** – events that people face in lives which are difficult to endure

**Refugees** – a group of people that are forced to leave their country due to war and violence, and seek shelter elsewhere

**Escaping** – breaking free from a place that limits a person's freedom

# SAM Glass Porch, Video Lounge

## 4 Landscape Dreams

Meas Sokhorn, Srey Bandol, Keith Deverell, Sue McCauley  
*The Hawker's Song*, 2010


14 Listen to the sounds coming from the video. Do you like these sounds?

15 What are some of the interesting sounds that you hear? List down 5 interesting sounds you like.

16 What are the different kinds of sounds you hear at these places?

◦ A hawker centre	◦ Your home
◦ Shopping mall	◦ Your school

Try making those sounds for your friends and family to guess where you heard them from!



Keith Deverell, Sue McCauley, Meas Sokhorn and Srey Bandol, *The Hawker's Song*, 2010  
© Singapore Art Museum Collection

*The Hawker's Song* looks at the lives of Cambodian street hawkers and how their lives are affected by the modernisation and urban development of their country.

In the past, hawkers in Singapore like the 'tok-tok' mee seller used to create sounds and songs using instruments like chopsticks and bamboo to attract customers to buy their food because they are mobile and have to hawk their food by moving up and down the streets.

Now, isn't that interesting! Ask your parents or grandparents if they have seen or heard these hawkers before!

## SAM Gallery 2.6

### 4 Landscape Dreams

#### Jun Nguyen-Hatsushiba

*Memorial Project Nha Trang, Vietnam: Towards the Complex – For the Courageous, the Curious and the Cowards, 2001*

- 17 Look at the video. What do you think these people are doing? Do they look like they are having an easy time?

- 18 The artist, Jun Nguyen-Hatsushiba, shot this entire video underwater. In the space below, draw your own underwater world and what can be done there!



**Jun Nguyen-Hatsushiba**, *Memorial Project Nha Trang, Vietnam: Towards the Complex – For the Courageous, the Curious and the Cowards*, 2001

© Jun Nguyen-Hatsushiba. Coll. Centre Pompidou.

Courtesy of Mizuma Art Gallery, Tokyo, Lehmann Maupin Gallery, New York.

This work is also in the Singapore Art Museum collection.

- In this artwork, artist Jun Nguyen-Hatsushiba is trying to look at the impact of the Vietnam War (1955 – 1975) on Vietnamese people.

During the war, many Vietnamese tried to escape their country, and the artist is trying to express how he feels about these 'Boat People' (Vietnamese refugees) by filming Vietnamese fishermen struggling underwater with materials and objects found in everyday Vietnamese life, like rickshaws and mosquito nets. He did this in order to show the audience the struggles, obstacles and difficult times these people went through in order to escape and survive the war.

## SAM Gallery 2.6

### 4 Landscape Dreams

**Thierry Kuntzel**

*Autumn (Mount Analogue), 1997*

- 18 Watch the video and write down all the different colours that you see.

Singapore is a tropical country, and remains warm and humid all year round. Some countries, unlike Singapore, have four different seasons – **spring**, **summer**, **autumn** and **winter**.

In **spring**, flowers and trees bloom and the weather is cool and breezy.

**Summer** is when the days are hot and dry, and the flowers and trees are in full bloom.

**Autumn** is when the leaves on plants and trees start to change in colour, wilt and fall, and the weather also starts to get slightly colder.

**Winter** is when the weather is the coldest. This is also when the trees are all bare as they have shed all their leaves.

- 19 Have you experienced any of the four seasons? Draw yourself in the four seasons in the following pages!

Spring

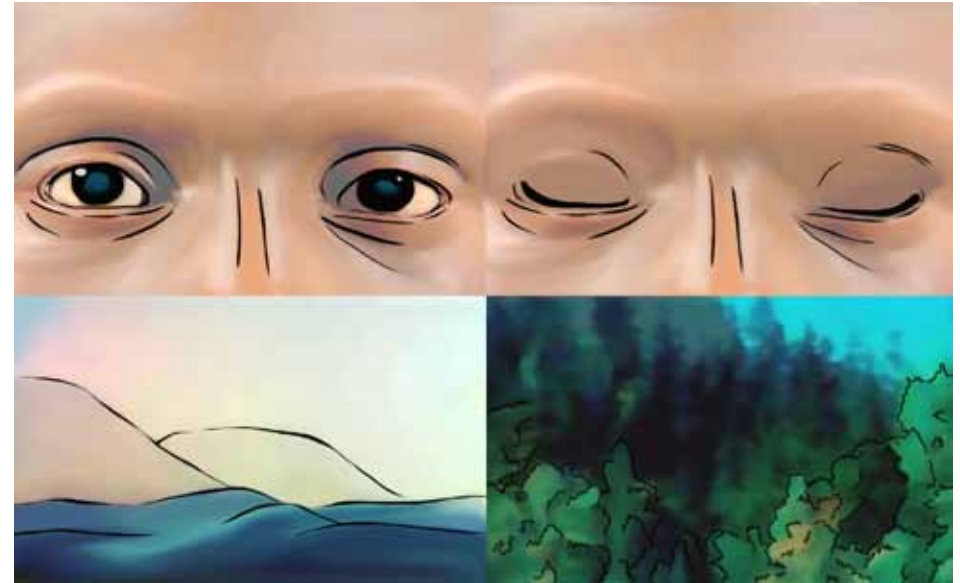
*Draw and colour here!*

Summer

*Draw and colour here!*

## Autumn

Draw and colour here!



Thierry Kuntzel, *Autumn (Mount Analogue)*, 1997

*Autumn (Mount Analogue)* is **one** of the four videos that make up the artwork *Four Seasons Less One*. This video is made up of two videos that are **synchronised**.

Ken Moody, the model that appears in all of the artist's videos in *Four Seasons Less One*, appears in the first video, showing only his eyes opening, staring at the viewer, and then closing. The other video is played directly opposite this one, showing images of natural landscape such as hills, mountains, forests and trees. These images are played in smooth **succession**, with differences in light and colour.

This **video artwork** has no sound, allowing the viewer to pay attention to the images of the landscape only. What the artist Thierry Kuntzel is trying to do here is to capture beauty at its finest for the viewers to see.

### Glossary

**Synchronised** – to occur at the same time

**Succession** – the coming of things one after another

**Video art** – a form of contemporary art that involves the creative use of moving images and video technology

## Winter

Draw and colour here!

## SAM at 8Q Gallery 1.11

### 3 From Videotape To Interactive Installation

**Bruce Nauman**

*Going Around the Corner Piece, 1970*

This is a fun **art installation** that needs you to do some actions. Remember to follow these steps and **look at the monitor screen** in the corner on the floor as you walk!

- a** Walk along one side of the wall with your hands stretched out.
- b** As you turn the corner, put your hands down by your side and move your shoulders up and down.
- c** Turn the next corner and this time, put your hands on your head as you walk.
- d** Walk down the last wall with your hands on your hips.

Did you  
have fun?

Now try doing it all over again  
with your friends and family,  
or try doing different actions!

#### **Glossary**

**Art installation** – art that is created for a specific site



**Bruce Nauman**, *Going Around the Corner Piece*, 1970  
© Coll. Centre Pompidou. Photo Georges Meguerditchian.

The artist, Bruce Nauman, has made use of cameras located on the four corners of the wall to record your every movement as you walk round the room. The image you see in the monitor screen on the floor is always showing what you did in the past at the previous corner.

Bruce Nauman wants you as the visitor to be an active participant in his artwork so that you become part of his artwork. This is because he believes that art is a **continuous process** of **self-creation** rather than a **finished product**.

Don't you feel like you are travelling through a time machine where the **present** you gets to meet the **past** you each time you walk around the room?

#### **Glossary**

**Continuous process** – a progression without interruption

**Self-creation** – constructed by the self

**Finished product** – a completed item

## 5 Memory: Between Myth And Reality

**Araya Rasdjarmrearnsook**  
*Two Planets, 2008*

20 Who do you think these people are?

21 What do you think they are looking at?

This video was filmed in the countryside in Thailand.

22 What kind of animals would you find in the countryside, and what kind of crops do farmers grow there? Draw your countryside scene in the space below.



**Araya Rasdjarmrearnsook**, *Two Planets, 2008*  
© Singapore Art Museum Collection

The artist, Araya Rasdjarmrearnsook, has taken a few masterpieces (artworks known for their beauty and art techniques) by renowned Western artists like Van Gogh and Renoir to the countryside in Thailand for the Thai farmers to look at and give their comments.

These Thai farmers, who have no knowledge of Western art history, gave their frank opinions and feelings about these masterpieces.

Isn't it interesting to see how art can be viewed differently by people from different backgrounds and cultures?

Which video artwork was your favourite? Write down the name of the artwork, the artist who made it and draw a picture of how it looks here.

## Suggested Answers

1. I see my own reflection in the mirror.
2. I see my own reflection doing the same action in the mirror.
3. The monitor plays the action of what I did earlier at a slower interval.
4. It's at an eight second interval.
5. There are 2 images of myself on the glass.
6. One in full colour (positive image).
7. One in black and white (negative image).
8. Free response.
9. Running.
10. Free response. Building, shop, bridge, etc.
11. Free response.
12. Free response. Horse, Gazelle, Zebra, Cheetah, Lion, etc.
13. Free response.
14. Free response.
15. Free response.
16. Free response.
17. They are pulling heavy rickshaws underwater, across a rocky ocean floor, taking time now and then to go back up to the surface of the sea for air. They are struggling with their movements and it looks like a risky and dangerous performance.
18. Orange, yellow, brown, dark green, etc
19. Free response.
20. They are farmers from Thailand.
21. They are looking at paintings (masterpieces) that are usually found in art museums and art galleries.
22. Free response.

## Learning Gallery

Ongoing till November 2011  
SAM at 8Q, Level 2, Programme Space



The Learning Gallery is dedicated to presenting artworks from SAM's collection for the young visitor. Besides nurturing an appreciation for art, the works are specially selected to encourage lively discussions and develop creative and analytical thinking among our young visitors.

The current show, *Everyday Objects*, invites you to take a second look at the familiar things around you through the eyes of artists from Singapore and Southeast Asia, where everyday things we know and sometimes take for granted are portrayed in a different light, making us think twice about their function and their relation to other objects.

# SINGAPORE ART MUSEUM

## OPENING HOURS

Mondays to Sundays | 10am to 7pm

(Last admission at 6:15pm)

Fridays | 10am to 9pm

## ADMISSION

Adult \$10

Student \$5

Senior citizen 60 years and above \$5

20% off admission tickets for 20 or more persons.

Admission is free for visitors 6 years and below, Singaporean and PR senior citizens, full-time NS men, and students and teachers from local schools.\*

Free admission to SAM every Friday from 6pm to 9pm and on Open House days.

*\*Unless otherwise indicated. Please obtain admission sticker from front desk before entering galleries.*

## MUSEUM TOURS AT SAM

Tours in English

Mondays | 2pm

Tuesdays to Thursdays | 11am & 2pm

Fridays | 11am, 2pm & 7pm

Saturdays and Sundays | 11am, 2pm & 3:30pm

Tours in Japanese

Tuesdays to Fridays | 10:30am

Tours in Mandarin

Fridays | 7:45pm

## ADDRESSES

Singapore Art Museum is located at 71 Bras Basah Road, Singapore 189555.

SAM at 8Q is located at 8 Queen Street, Singapore 188535.

## WEBSITE

[www.singaporeartmuseum.sg](http://www.singaporeartmuseum.sg)

## ENQUIRIES

General | 6332 3222 or 6332 3200

## HOW TO GET TO SAM

By bus

SBS 7, 14, 16, 36, 111, 131, 162, 175, 502, 518

SMRT 77, 167, 171, 700

By MRT

2-minute walk from Bras Basah MRT station.

10-minute walk from Dhoby Ghaut, Bugis or City Hall MRT stations.

By car

Carparks available at Waterloo Street, Queen Street, NTUC Income Centre, Plaza by the Park, Hotel Grand Pacific and Singapore Management University.

## WHEELCHAIR ACCESS/LOCKERS

Lift access to galleries and lockers are available.

Please enquire at front desk.

